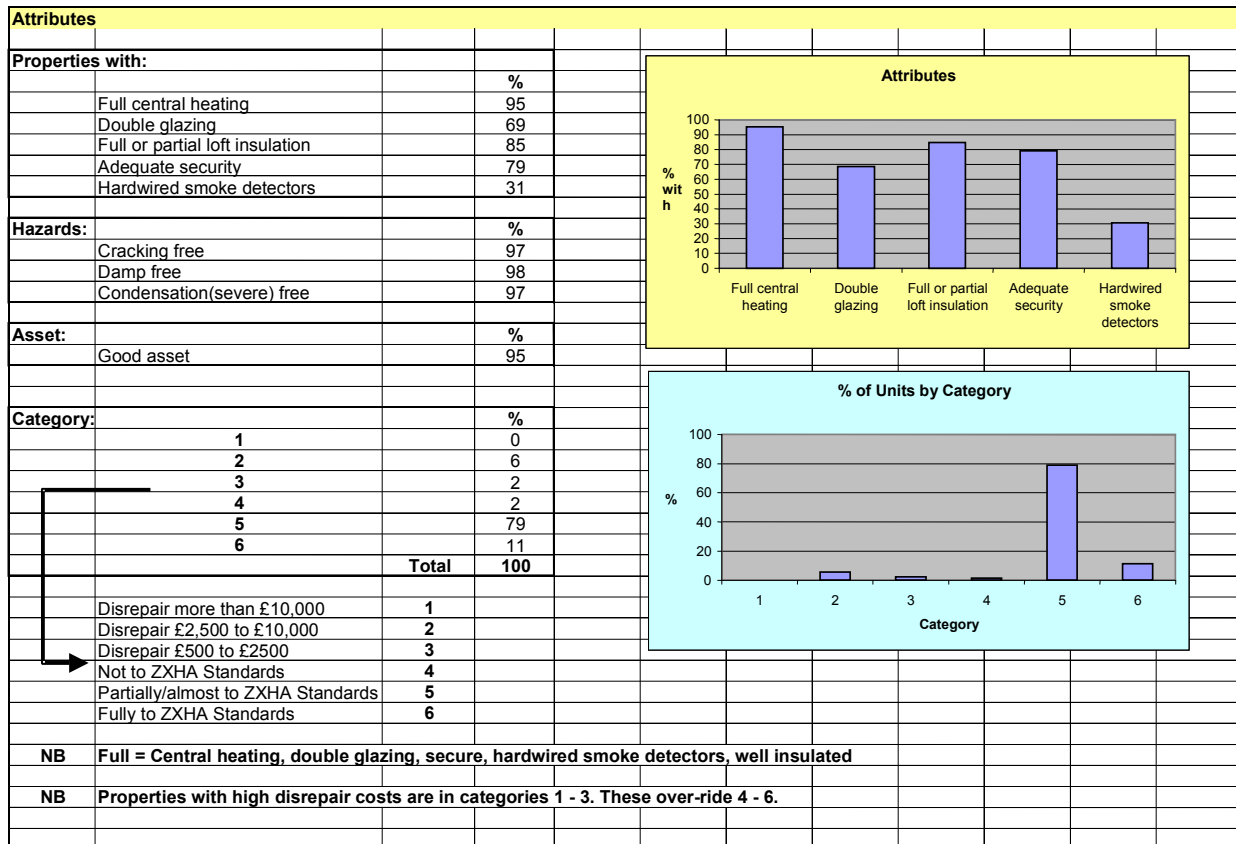
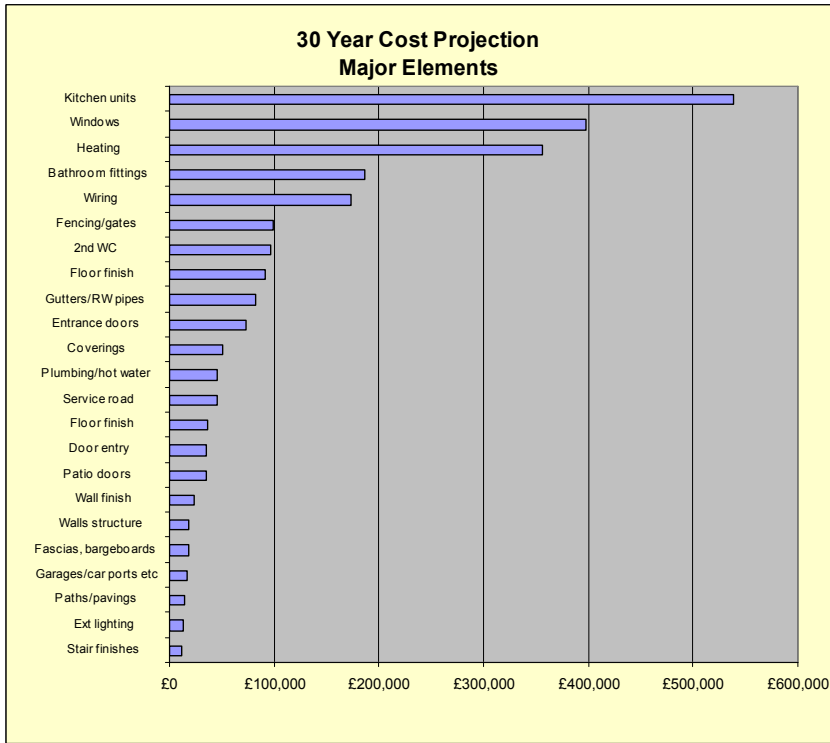


**1. MORE ANALYSIS**

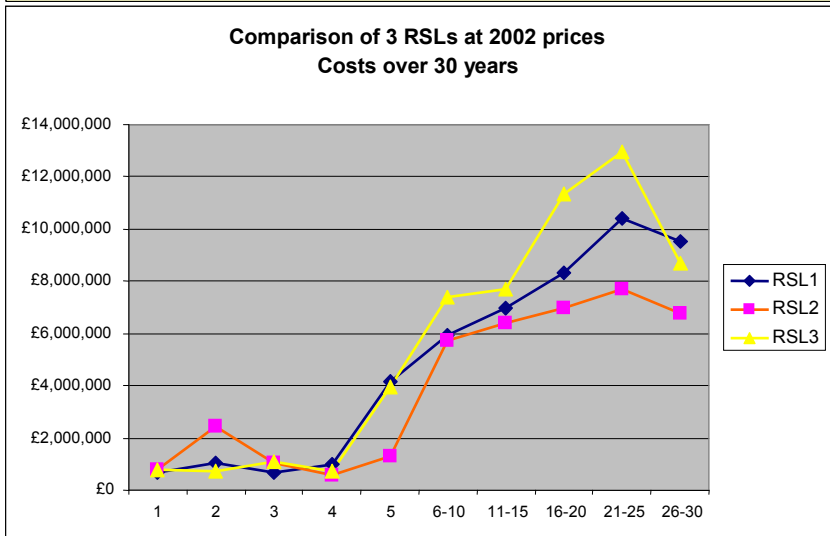
If you are happy working with spreadsheets the features of **Hcond** can be adapted to provide useful stock information to inform decision making. The chart below shows the % of stock with a given attribute and also shows that the provision of a simple quality rating (1-6) helps prioritisation and trend monitoring.





The chart on the left and figures on the right show an elemental breakdown of a survey projection. The main items are kitchens, windows, heating, bathroom fittings and wiring.

Element	Cost
Kitchen units	£538,250
Windows	£398,400
Heating	£355,550
Bathroom fittings	£185,900
Wiring	£172,850
Fencing/gates	£98,825
2nd WC	£96,300
Floor finish	£91,780
Gutters/RW pipes	£82,800
Entrance doors	£72,800
Coverings	£51,200
Plumbing/hot water	£45,640
Service road	£45,000
Floor finish	£36,000
Door entry	£35,000
Patio doors	£34,800
Wall finish	£23,970
Walls structure	£18,800
Fascias, bargeboards	£18,600
Garages/car ports etc	£16,800
Paths/pavings	£13,950
Ext lighting	£12,600
Stair finishes	£12,330



This chart compares the expenditure projections of 3 different RSLs. Years 1 to 5 are individual years, years 6 to 25 in blocks of 5 years.